

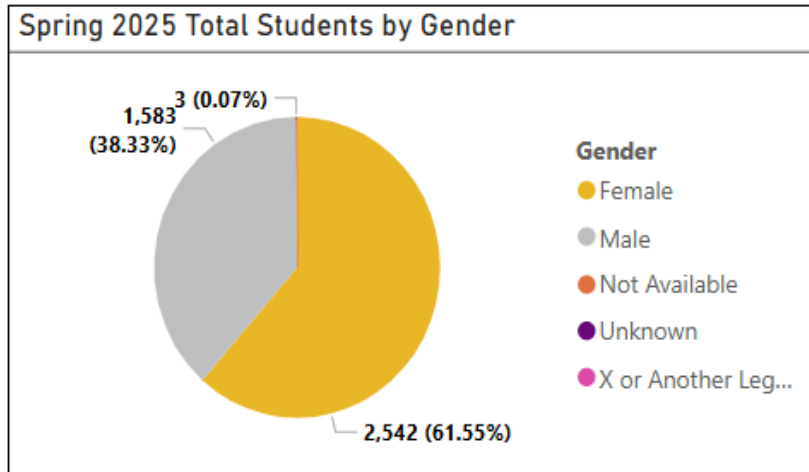
Women at SUNY Broome: A Data-Driven Look at Their Academic Journey

Women's History Month is celebrated every **March** to recognize the achievements, contributions, and resilience of women throughout history. It highlights their impact in fields like education, science, business, and social justice while also acknowledging ongoing efforts for gender equality. At community colleges, this month serves as an opportunity to empower students, promote diversity, and encourage conversations about the role of women in shaping our society.

Below is the data on women's enrollment, yield rate, retention and three-year graduation trends at SUNY Broome.

Spring 2025 Enrollment:

In **Spring 2025**, **female students account for 61.55%** of total enrollment (4,130 students) at **SUNY Broome**, totaling **2,542 students**. This reflects their strong participation in higher education and the College's role in **supporting** academic opportunities for women.

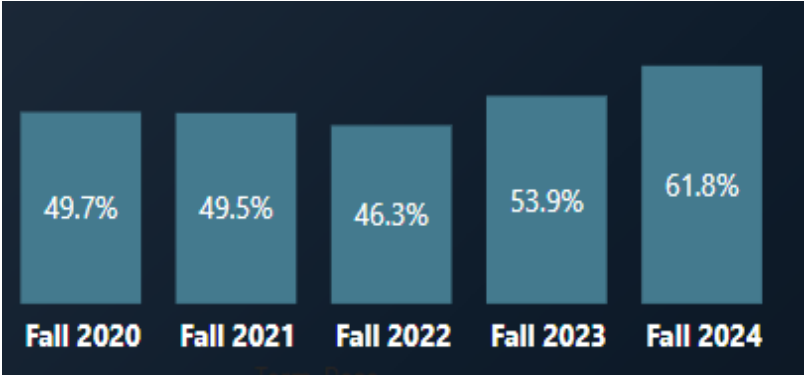


Yield Rate for women at SUNY Broome:

The **yield rate** is calculated by *dividing* the **number of students who enroll by the number of students admitted to the College**.

It is an important indicator of how attractive the institution is to students, reflecting factors like **academic reputation, affordability, and campus resources**. A higher yield rate helps colleges with **enrollment planning, financial stability, and resource allocation, ensuring they can effectively support incoming students**.

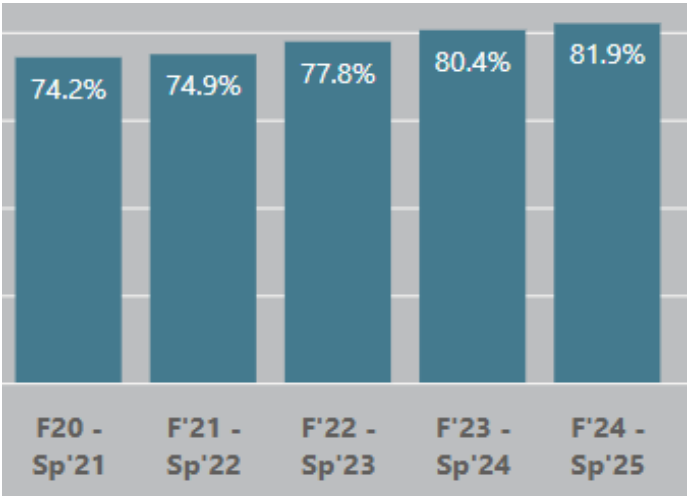
At the College, the yield rate for women has shown a steady increase, rising from **46.3% in Fall 2022 to 61.8% in Fall 2024, a 15.5 percentage point increase**. This growth indicates a **stronger commitment** among admitted female students to pursue their education at the institution.



Fall-to-Spring Retention Trends for First-Time, Full-Time Women Students at SUNY Broome:

The fall-to-spring retention rate for first-time, Full-Time women students at the College has shown a steady increase, rising from **74.2% in Fall 2020 - Spring 2021 to 81.9% in Fall 2024 - Spring 2025, 7.7 percentage point increase**. This upward trend reflects **stronger student engagement** and **institutional support** for women's academic success.

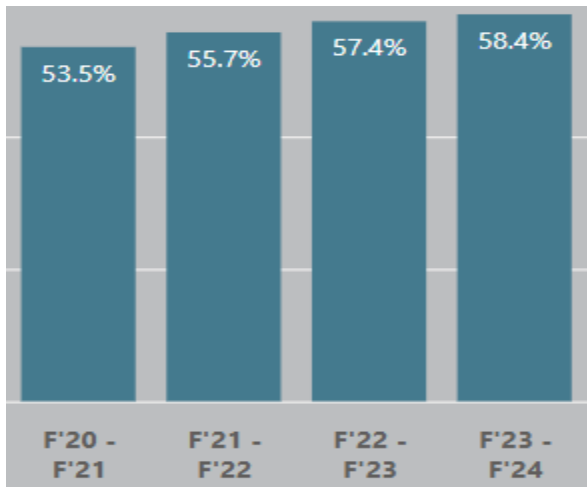
Fall-to-Spring Retention Trends



Fall-to-Fall Retention Trends for First-Time, Full-Time Women Students at SUNY Broome:

The fall-to-fall retention rate for first-time, Full-Time women students at the College has steadily increased from **53.5% in Fall 2020 - Fall 2021** to **58.4% in Fall 2023 - Fall 2024**, a **4.9 percentage point increase**. This growth highlights ongoing efforts to **support student persistence** and **long-term academic success**.

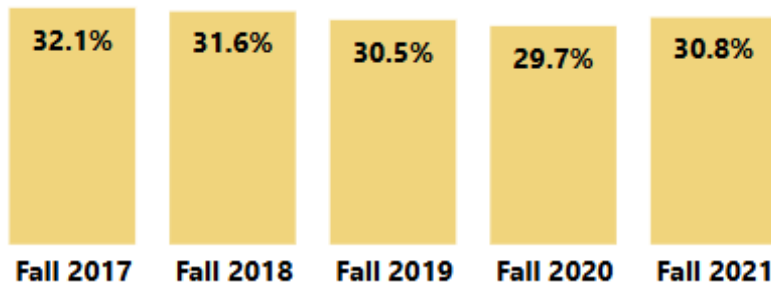
Fall-to-Fall Retention Trends



Three-Year Graduation Rate for Full-Time Women (No BAP) at SUNY Broome:

The three-year graduation rate for Full-Time women students at the College has remained relatively stable, ranging from **32.1% in Fall 2017** to **30.8% in Fall 2021**. While there was a slight decline over the years, there was a **1.1 percentage point increase from 29.7% in Fall 2020 to 30.8% in Fall 2021**, indicating a positive shift. This recent increase hopefully reflects a positive trend towards improvement in graduation rate.

% 3 Year Grad Rate by Term



For more details, please visit our [Institutional Data Dashboard](#) page on the [Institutional Effectiveness](#) webpage of the [SUNY Broome](#) website to explore additional insights and data.