

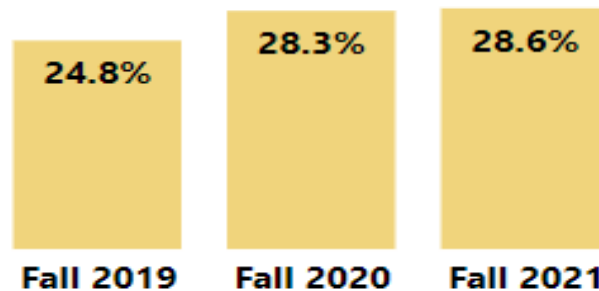
Uncovering Insights: 3-Year Graduation Rates at SUNY Broome

SUNY Broome's graduation rates reveal insights into student success. The percentage of **first-time, full-time students** who complete their degrees within three years is one of the College's Key Performance Indicators of student success.

Below are the 3-year graduation rates for the three most recent fall cohorts, excluding BAP Students:

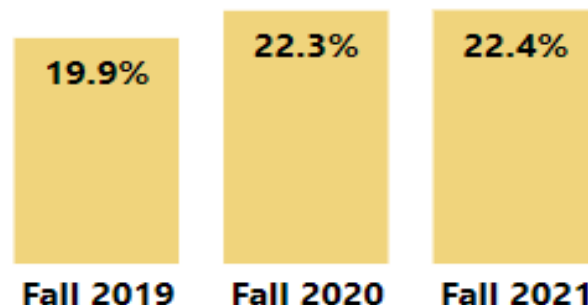
Overall, 3-Year Graduation Rates

The 3-year graduation rates increased from **24.8% for the Fall 2019 cohort to 28.6% for the Fall 2021 Cohort, demonstrating ongoing progress in the College's efforts towards improving student success and reaffirming the College's dedication to student achievement.**



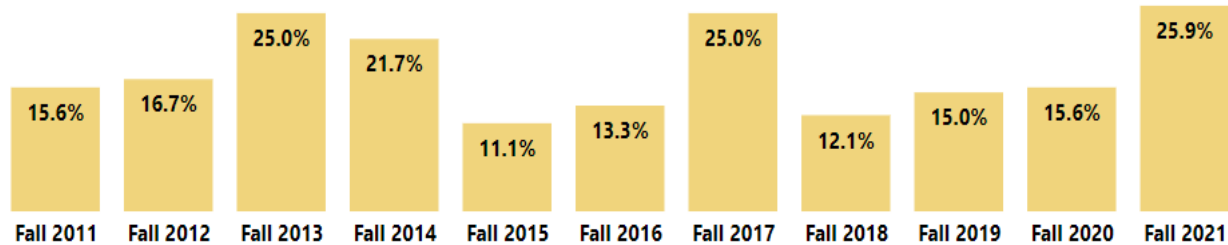
3-Year Graduation Rates: Pell Recipient Students

The 3-year graduation rates for **Pell Recipient students** have also demonstrated a positive trend, increasing from **19.9% for the Fall 2019 cohort to 22.4% for the Fall 2021 cohort, reflecting the College's dedication to supporting students with financial need.**



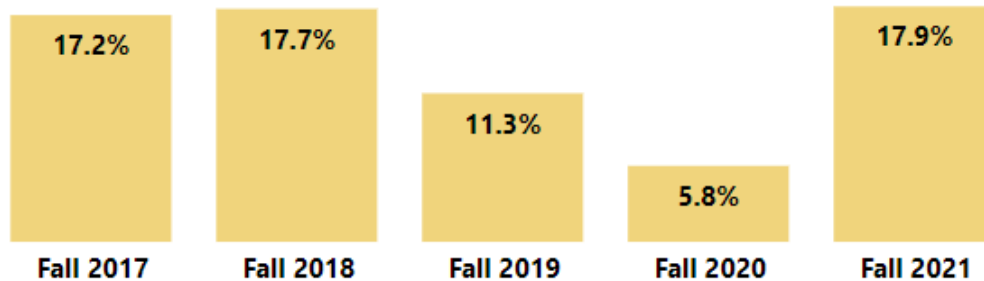
3-Year Graduation Rates: EOP Students

The 3-year graduation rate for **EOP Students** for the Fall 2021 EOP student cohort has **reached 25.9%**, marking the **highest graduation rate for this group of students in the last decade**. This 10.3 percentage point increase over the Fall 2011 cohort, showcases **the College's commitment to serving underrepresented students and the hard work of EOP staff**.



3-Year Graduation Rates: Housing Students

Since Fall 2019, the 3-year graduation rates for **Housing Students** have shown a strong resurgence, **reaching 17.9% for the Fall 2021 cohort, from 5.8% for the Fall 2020 cohort**. This upward trend reflects **the College's ongoing efforts and the Housing staff's commitment to supporting student success, particularly for those living in the Student Village**.



Curious to learn more about student success Key Performance Indicators? Visit the [Institutional Effectiveness webpage](#) and further explore in-depth data on the [Graduation Rates Dashboard](#). The dashboard can be segmented by division, major, and various student demographics.